

# Cross-Lingual Speaker Discrimination Using Natural and Synthetic Speech

Mirjam Wester<sup>1</sup>, Hui Liang<sup>2,3</sup>

<sup>1</sup> Centre for Speech Technology Research, University of Edinburgh, United Kingdom

<sup>2</sup> Idiap Research Institute, Martigny, Switzerland

<sup>3</sup> École Polytechnique Fédérale de Lausanne (EPFL), Switzerland

mweste@inf.ed.ac.uk, hui.liang@idiap.ch

## Abstract

This paper describes speaker discrimination experiments in which native English listeners were presented with either natural speech stimuli in English and Mandarin, synthetic speech stimuli in English and Mandarin, or natural Mandarin speech and synthetic English speech stimuli. In each experiment, listeners were asked to decide whether they thought the sentences were spoken by the same person or not. We found that the results for Mandarin/English speaker discrimination are very similar to results found in previous work on German/English and Finnish/English speaker discrimination. We conclude from this and previous work that listeners are able to identify speakers across languages and they are able to identify speakers across speech types, but the combination of these two factors leads to a speaker discrimination task which is too difficult for listeners to perform successfully, given the quality of across-language speaker adapted speech synthesis at present.

**Index Terms:** speaker discrimination, speaker adaptation, HMM-based speech synthesis

## 1. Introduction

In the EMIME project, we are aiming for personalized speech-to-speech translation (S2ST) such that a user's spoken input in one language is used to produce spoken output in another language, while continuing to sound like the user's voice (<http://www.emime.org>). However, how do we measure whether our modeling attempts are successful or not? That is, how are we to measure whether or not a speaker sounds similar in two different languages? Does synthetic speech which has been adapted to sound like an original speaker actually sound like him/her?

In previous studies, we partially addressed these issues. [1] looked at across-language speaker discrimination (German/English and Finnish/English) using natural speech stimuli. The experiments in [1] showed that listeners are able to complete this task well, and can discriminate between speakers significantly better than chance. However, listeners perform significantly worse on across-language speaker trials than on matched-language trials.

Winters et al. [2] showed that listeners can generalize knowledge of speakers' voices across English and German, which are two phonologically similar languages. In [1] we looked at Finnish which is from the Uralic language family rather than Indo-European like English and German. The results in [1] showed there is no indication that Finnish speaker discrimination is more difficult for native English listeners than German speaker discrimination.

Listeners' ability to discriminate between speakers when comparing synthetic speech to natural speech within one single language (English) was investigated in [3]. It was found

that listeners also complete this task well, with classification results significantly above chance. However, listeners perform significantly worse on mixed trials (synthetic vs natural) than on matched trials (synthetic-synthetic or natural-natural). Furthermore, the degradation in listeners' ability to discriminate between speakers was worse when comparing across different speech types (synthetic vs natural), than when comparing across different languages.

This paper investigates how well listeners are able to discriminate between speakers when they have to deal with stimuli pairs that cross both language and speech type boundaries. We investigate whether previous findings for German and Finnish speaker discrimination also hold true for a language from another language group: Mandarin Chinese from the Sino-Tibetan language group. Using speaker discrimination tests, we measure how well listeners are able to discriminate between speakers first in natural Mandarin and English, then in synthetic Mandarin and English, and finally in natural Mandarin and synthetic English.

## 2. Experimental Design

### 2.1. Speech Database

For our speaker discrimination experiments, we recorded a bilingual (Mandarin and English) speech database [4] at the University of Edinburgh<sup>1</sup>. It contains seven female and seven male speakers reading Mandarin and English prompts. For the experiments mentioned in this paper, five females and five males with the least degree of foreign accent in their English were selected from the 14 speakers. An accent rating task was used to decide the degree of foreign accent for each of the speakers [4].

### 2.2. Preparation of Stimuli

HMM-based speech synthesis enables the generation of unique synthetic voices by adapting an average voice model [5]. By using HMMs with explicit duration modelling and by adapting spectral, pitch and duration parameters using sentence-wide phonological and linguistic context information, it is possible to adapt speaking styles and phonetic features of synthetic speech [5, 6]. A foreign accent can be viewed as a certain type of speaking style and these techniques allow for adaptation of speaking rhythm, regular mispronunciation patterns and other types of features that are distinctive of foreign accents. The following subsections describe how we generated synthetic stimuli for our experiments. All the synthetic stimuli were speaker-adapted speech samples, in either Mandarin or English.

<sup>1</sup>Available for download at <http://www.emime.org/participate/emime-bilingual-database>

### 2.2.1. Average voice models to be adapted

We trained two average voice, single Gaussian synthesis model sets on the corpora Speecon (12.3 hours in Mandarin) and WSJ SI84 (15.0 hours in English), respectively, in the HTS-2007 framework [7]. The HMM topology was five-state and left-to-right with no skip. Speech features were 39th-order mel-cepstra,  $\log F_0$ , 5-dimensional band aperiodicity, and their delta and delta-delta coefficients, extracted from 16kHz WAV files with a window shift of 5ms.

### 2.2.2. Within-language speaker adaptation

Speech data for within-language speaker adaptation was sourced from the bilingual (Mandarin and English) speech database [4]. The two average voices were adapted to each of the 10 selected speakers with 105 English and 60 Mandarin adaptation utterances (i.e. on average, 86060 English and 84715 Mandarin speech frames per speaker), respectively. The 45 utterance difference is due to the fact that Mandarin sentences are much longer than English ones. To ensure the amount of adaptation data for the two languages was comparable, we limited the number of Mandarin sentences used.

The adaptation procedure followed the supervised within-language case in [8], which used the CSMAPLR algorithm [6] for transform estimation. For stimulus synthesis, we used global variances calculated on the adaptation data, but duration models of the average voices in order to ensure the synthetic speech would have natural prosody and not be affected by foreign prosody present in the adaptation data.

### 2.2.3. Across-language speaker adaptation

In the context of across-language speaker adaptation, we adapted the English average voice to each of the 10 selected speakers using their 60 Mandarin adaptation utterances. The adaptation procedure followed the supervised across-language data-mapping case in [8] using the CSMAPLR algorithm [6]. We constructed a set of mapping rules between the two average voice model sets to ensure each Mandarin HMM state was linked to an English one, then associated Mandarin adaptation data with English HMM states via these mapping rules and finally performed “within-language” speaker adaptation on the English side by ignoring the language identity of the Mandarin adaptation data. As in Sec. 2.2.2, we used global variances calculated on the adaptation data and duration models of the English average voice for stimulus synthesis.

## 2.3. Evaluation – Listening Test Design

Four listening experiments (Exp. I-IV) were conducted. Each experiment consisted of two parts: a female and a male test condition. There were five speakers in each test. We did not combine genders within any of the tests. 80 news sentences were used per test condition, 40 English and 40 Mandarin sentences which were selected from the bilingual database [4]. None of these sentence were used for speaker adaptation. Each test consisted of 160 trials (i.e., 320 utterances in total). Each sentence occurred four times – twice in same-speaker trials, twice in different-speaker trials. The two sentences within a trial were always different. Each of the five speakers was presented in combination with every other speaker twice and counterbalanced for order. We also ensured there were equal amounts of mixed-language and matched-language trials.

In other words, listeners encountered the following types of trials in each test. In matched-language trials, sentences 1 and 2 were either both in English “Eng/Eng” or both in Mandarin

“Man/Man”. In mixed-language trials, when sentence 1 was in English then sentence 2 was in Mandarin, and visa versa: so “Eng/Man” and “Man/Eng”. In same-speaker trials, both sentences were produced by the same speaker and in different-speaker trials, sentence 1 was spoken by a different speaker than sentence 2. The four listening tests include the following types of speech:

**Exp. I** – natural English and natural Mandarin

**Exp. II** – synthetic English and synthetic Mandarin (both *within-language* speaker adaptation)

**Exp. III** – synthetic English (*within-language* speaker adaptation) and natural Mandarin

**Exp. IV** – synthetic English (*across-language* speaker adaptation) and natural Mandarin

## 2.4. Listeners’ Task

Eighty native English listeners with no known hearing, speech and language problems, 20-30 years of age, were recruited at the University of Edinburgh. Each listener was given one of the test conditions to complete. This took between 35 and 45 minutes. The listeners were asked to judge if the two utterances in each pair were spoken by the same speaker or by two different speakers. In addition to giving same/different judgements, they were asked to indicate on a 3-point scale how sure they were of their judgements. Subjects were paid for their participation.

## 3. Results

Each test condition was judged by 10 listeners. Per listener data were pooled for each test condition. Figure 1 shows the results for the female and male test conditions. In all boxplots in this paper, a median is indicated by a solid bar across a box which shows quartiles; whiskers extend to 1.5 times the inter-quartile range and outliers beyond this are represented by circles.

An analysis of variance (ANOVA) with test condition (female, male) as the between-test factor shows there is a significant main effect of test condition [ $F(1, 18) = 6.49, p = 0.02014$ ]. Therefore, female and male test conditions will be presented separately in the following analyses.

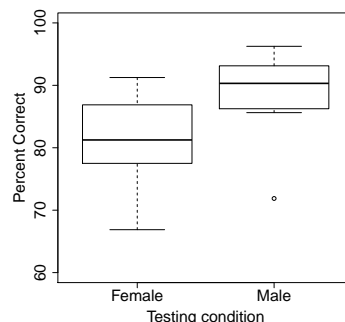


Figure 1: Exp. I – Percent correct discrimination for the female and male test conditions, all natural speech.

Figure 2 shows boxplot results for all four experiments. The order of presentation of the mixed-language conditions – “Eng/Man” and “Man/Eng” – did not have a significant effect on percent correct, so they have been combined. ANOVAs with language pair (Eng/Eng, Man/Man and Eng/Man) as the within-test factor were conducted for all four experiments. In all cases, a significant main effect of language pair was found. Tukey HSD tests showed that listeners perform significantly worse on

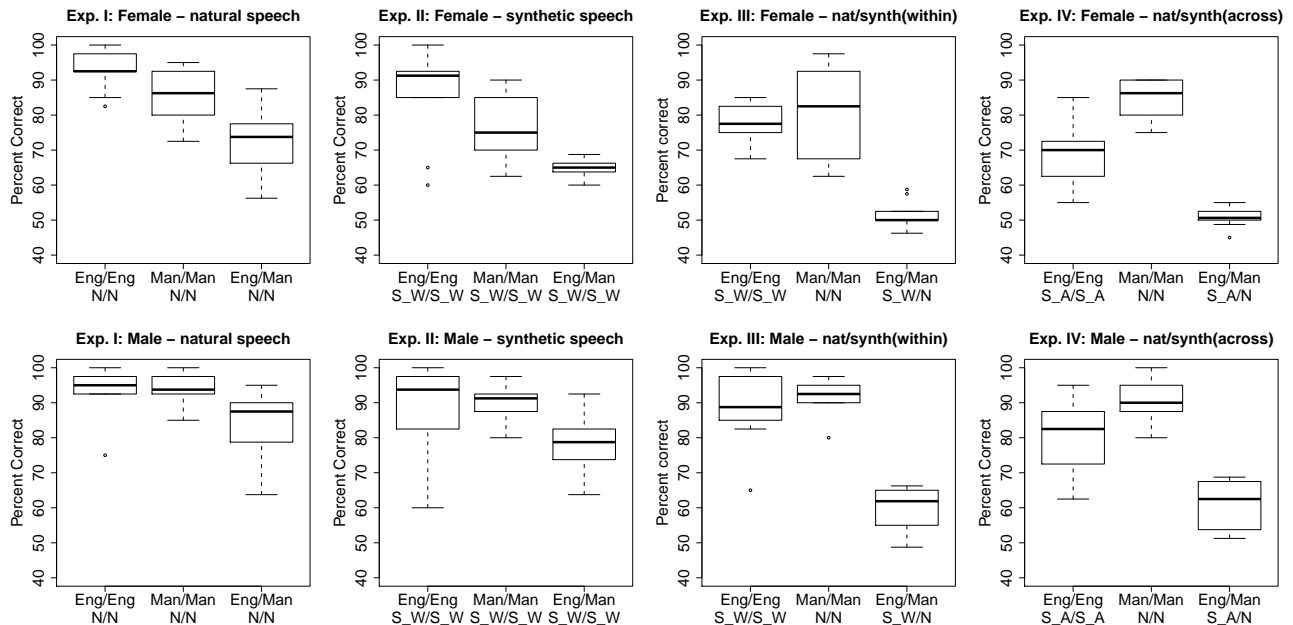


Figure 2: Percent correct discrimination per language pair for male and female test conditions for the four different listening tests. *N*=Natural speech, *S*=Synthetic speech, *\_W*=Within-language adaptation, *\_A*=Across-language adaptation.

mixed-language trials than on matched-language trials. In Exp. IV, for both female and male test conditions there was also a significant difference between Man/Man and Eng/Eng. This is in contrast to the other experiments, in which no significant differences between matched-language trials were found, irrespective of the speech being natural or synthetic.

Table 1 shows the results in terms of mean percent correct per language pair, for each of the four experiments. Differences in terms of percent correct between the various experiments are also given.

#### 4. Discussion

It was shown in [1] that when comparing stimuli across languages (English/German and English/Finnish), listeners' performance dropped on average 10 percentage points, from 90-100% correct (matched-language) to 80-90% correct (mixed-language). Exp. I shows a similar picture. For the Mandarin male test set, listeners follow this pattern exactly. For the Mandarin female test set the results are about 10% lower.

Mandarin speaker discrimination does not seem to be more difficult for native English listeners than German or Finnish speaker discrimination when we look at the male test condition. However, for the female Mandarin speakers we found significant differences between the results of listeners on female Mandarin speakers and the other female speaker sets, as well as between the female Mandarin speakers and the male German speakers. The most likely explanation is that the set of five female Mandarin speakers is intrinsically more confusable than the other sets of speakers.

To illustrate this, Figure 3 shows non-metric Multidimensional Scaling (MDS) plots for the same/different scores given by the listeners for Mandarin male and female speakers. The plots are 2-dimensional projections of a 4-dimensional space. (stress = 0.02 for the male data, and 0.014 for the female data.)

The MDS plot can be interpreted as follows. The proximity between a speaker's English and Mandarin data points indicates

Table 1: Mean percent correct for each language pair, per test condition (Female or Male) and experiment.

M/F	Exp.	Language pair		
		Eng/Eng	Man/Man	Eng/Man
F	I	92.8	85.5	72.6
	II	86.3	76.3	64.6
	III	77.3	81.0	51.5
	IV	69.3	84.5	50.6
	<i>(Diff)</i>	<i>I - II</i>	6.5	9.2
	<i>II - III</i>	9	-4.7	13.1
	<i>III - IV</i>	8.0	-3.5	0.9
M	I	94.0	94.0	84.0
	II	89.3	89.8	78.1
	III	88.3	92.3	60.4
	IV	80.5	90.8	61.1
	<i>(Diff)</i>	<i>I - II</i>	4.7	4.2
	<i>II - III</i>	1.0	-2.5	17.7
	<i>III - IV</i>	7.8	1.5	-0.7

how well listeners recognized speakers as themselves across the two languages. A large distance between a speaker's English and Mandarin data points indicates they are difficult to recognize as one person. The MDS plot also shows which speakers are most confusable, as their data points are close together. Note, however, that it is not clear from this initial analysis what the acoustic correlates of the dimensions are.

In the female plot, the data points for speakers 1 and 4 totally overlap, meaning that listeners are not able to distinguish between these two speakers. Speaker 2's English and Mandarin data points are quite far removed from each other. Speaker 3's English and Mandarin data points merge but are quite close to speaker 5's data points. Three out of five speakers are clearly

difficult for listeners. Compare this to the male plot in which speakers 2, 3, 4 and 5 all have Mandarin and English data points that are near each other, i.e., listeners are able to recognize these speakers well across the two languages. Only speaker 1 seems more difficult to identify across the languages and is more confusable with speaker 3 in Mandarin and speaker 2 in English.

When going from Exp. I to Exp. II, i.e., from natural to synthetic speech, we observe small drops in listeners' performance of 7-9% in the female and 4-6% in the male test conditions. The synthetic speech created using within-language adaptation leads to speaker identities that are recognized as individuals in the matched-language conditions. The results for synthetic speech are very similar to the results found for natural speech.

In Exps. III and IV, the focus is on the mixed-language condition. Going from Exp. II to Exp. III, we see a 13% degradation in listeners' performance for females and an 18% drop for males. When applying across-language speaker adaptation there is no further drop in performance in the mixed-language condition, but in this condition, for the female test set, listeners are already performing at near chance levels. There is a drop in performance in the English matched-language condition of about 8% when going from within-language adaptation to cross-language adaptation.

## 5. Conclusions

Listeners are able to carry out speaker discrimination tasks well – deciding whether or not a speaker in L2 sounds similar to the original speaker in L1 is an achievable task. The current study has shown that native English listeners do not experience Mandarin as any more difficult than Finnish or German in such a speaker discrimination task.

[1] showed us listeners are well able to compare natural stimuli across languages (on average, 82-90% correct). The discrimination study in [3] showed that listeners are also reasonably able to discriminate speakers across speech types (synthetic vs natural) *within* a language (on average, 69-73% correct). The experiments in this paper showed that when, in addition to comparing different speech types, listeners also have to contend with across-language trials, their ability to correctly identify speakers suffers quite substantially (on average, 51-61% correct). To summarize, listeners are able to identify speakers across languages and they are able to identify speakers across speech types, but the combination of these two factors leads to a speaker discrimination task that is too difficult for listeners to perform successfully. The quality of across-language speaker adapted speech synthesis at present still needs to be improved.

Our speaker discrimination set-up forms a good framework to measure to what extent listeners are able to recognize a speaker as themselves across various conditions. It is more suited to measuring whether listeners perceive a speaker as him/herself than a MOS-style rating task in which listeners are asked to judge speaker similarity [3]. Future research in personalized S2ST will need to concentrate on further improving a speaker's synthetic identity to achieve the goal of sounding like the original speaker.

## 6. Acknowledgements

The research leading to these results was partly funded from the European Community's Seventh Framework Programme (FP7/2007-2013) under the grant agreement 213845 (the EMIME project). Thanks to Vasilis Karaiskos for running the perception experiments.

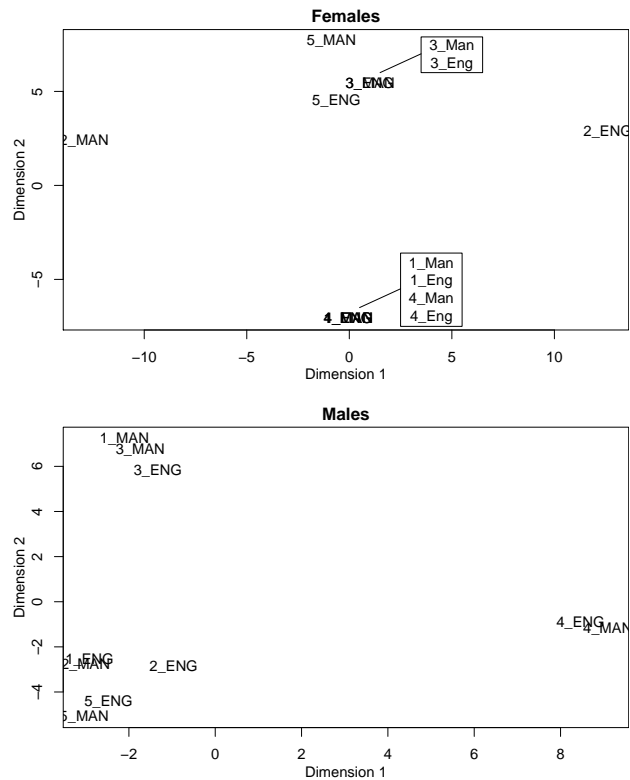


Figure 3: MDS plots of female and male speakers' English and Mandarin data.

## 7. References

- [1] M. Wester, "Cross-lingual talker discrimination," in *Proc. of Interspeech*, Sep. 2010, pp. 1253–1256.
- [2] S. Winters, S. Levi, and D. Pisoni, "Identification and discrimination of bilingual talkers across languages," *Journal of the Acoustical Society of America*, vol. 123, p. 4524, 2008.
- [3] M. Wester and R. Karhila, "Speaker similarity evaluation of foreign-accented speech synthesis using HMM-based speaker adaptation," in *Proc. of ICASSP*, Mar. 2011.
- [4] M. Wester and H. Liang, "The EMIME Mandarin Bilingual Database," University of Edinburgh, Tech. Rep. EDI-INF-RR-1396, 2011.
- [5] J. Yamagishi and T. Kobayashi, "Average-voice-based speech synthesis using HSMM-based speaker adaptation and adaptive training," *IEICE Trans. Inf. & Syst.*, vol. E90-D, no. 2, pp. 533–543, Feb. 2007.
- [6] J. Yamagishi, T. Kobayashi, Y. Nakano, K. Ogata, and J. Isogai, "Analysis of speaker adaptation algorithms for HMM-based speech synthesis and a constrained SMAPLR adaptation algorithm," *IEEE Trans. on Audio, Speech and Language Proc.*, vol. 17, no. 1, pp. 66–83, Jan. 2009.
- [7] J. Yamagishi, T. Nose, H. Zen, Z.-H. Ling, T. Toda, K. Tokuda, S. King, and S. Renals, "Robust speaker-adaptive HMM-based text-to-speech synthesis," *IEEE Trans. on Audio, Speech and Language Proc.*, vol. 17, no. 6, pp. 1208–1230, Aug. 2009.
- [8] H. Liang, J. Dines, and L. Saheer, "A comparison of supervised and unsupervised cross-lingual speaker adaptation approaches for HMM-based speech synthesis," in *Proc. of ICASSP*, Mar. 2010, pp. 4598–4601.